

The rechargeable batteries are lead-lead dioxide systems. The dilute sulfuric acid electrolyte is absorbed by separators and plates and thus immobilized. Should the battery be accidentally overcharged producing hydrogen and oxygen, special oneway valves allow the gases to escape thus avoiding excessive pressure build-up. Otherwise, the battery is completely sealed and is, therefore, maintenance-free, leak proof and usable in any position.

Battery Construction

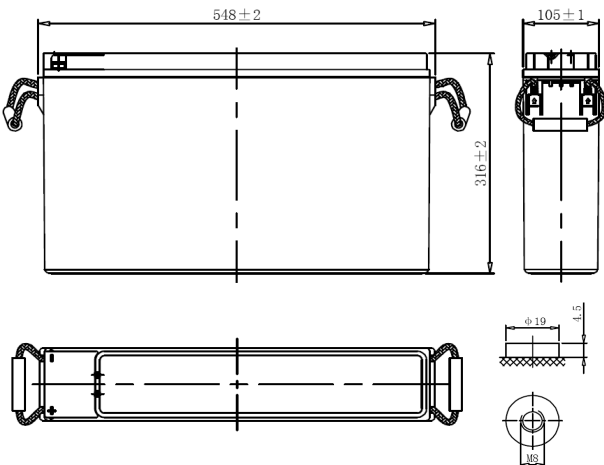
Component	Positive plate	Negative plate	Container	Cover	Safety valve	Terminal	Separator	Electrolyte
Raw material	Lead dioxide	Lead	ABS	ABS	Rubber	Copper	Fiberglass	Sulfuric acid

General Feature

- Absorbent Glass Mat(AGM) technology for efficient gas recombination of up to 99% and freedom from electrolyte maintenance or water adding.
- Not restricted for air transport-complies with IATA/ICAO Special Provision A67.
- UL-recognized component.
- Can be mounted in any orientation.
- Computer designed lead, calcium tin alloy grid for high power density.
- Long service life, float or cyclic applications.
- Maintenance-free operation.
- Low self discharge.

SPECIFICATION

Nominal voltage 12V
 Number of cell 6
 Length(mm/inch) 548/21.6
 Width(mm/inch) 105/4.13
 Height(mm/inch) 316/12.4
 Total Height(mm/inch) 316/12.4
 Approx. Weight (kg/lbs) 45/99.2



Performance Characteristics

Capacity 77°F(25°C)	20 hour rate (7.8A、10.8V)	156Ah
	10 hour rate (15A、10.8V)	150Ah
	5 hour rate (28A、10.2V)	140Ah
	1 hour rate (108A、9.6V)	108Ah
Internal Resistance	Full charged Battery77°F(25°C): 4mΩ	
Capacity affected by Temperature (10 hour rate)	104° F(40°C)	102%
	77° F(25°C)	100%
	32° F(10°C)	85%
	5° F(-15°C)	65%
Self-Discharge 68°F(20°C)	Capacity after 3 month storage	90%
	Capacity after 6 month storage	80%
	Capacity after 12month storage	60%
Max. discharge current77°F(25°C): 1000A(5S)		
Charge (Constant Voltage)	Float: 13.6~13.8 V/77° F(25°C)	
	Cycle:14.4~14.7 V/77°F(25°C) Max. Current: 37.5A	

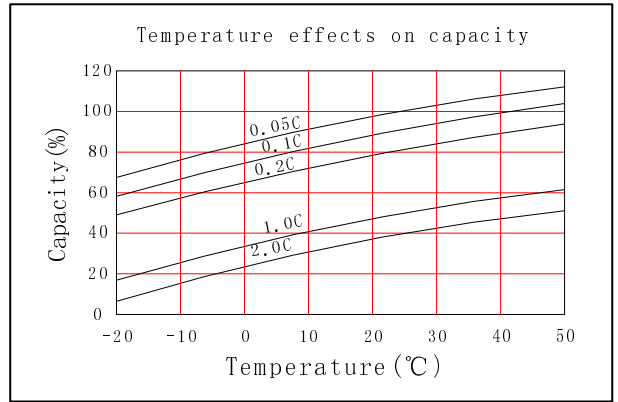
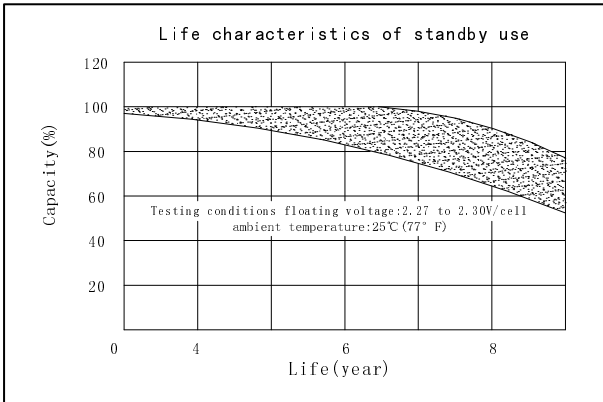
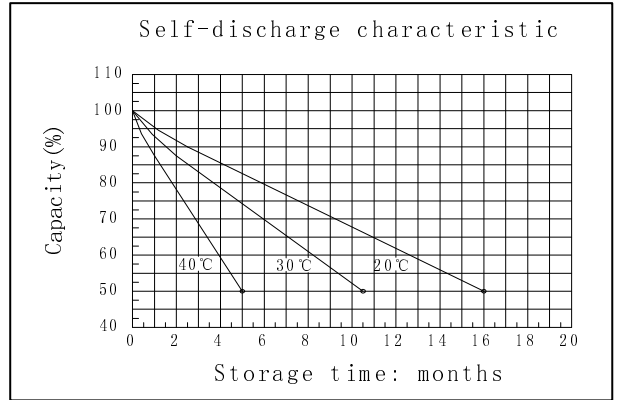
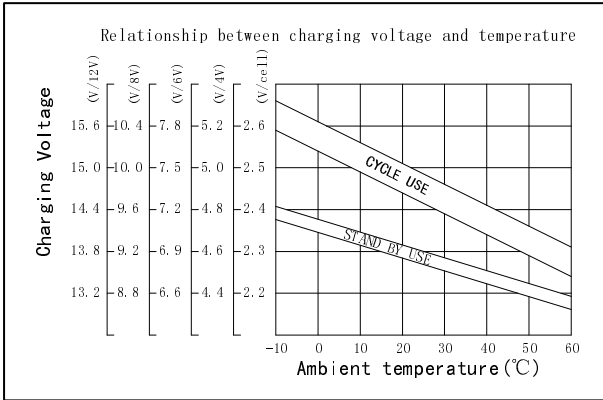
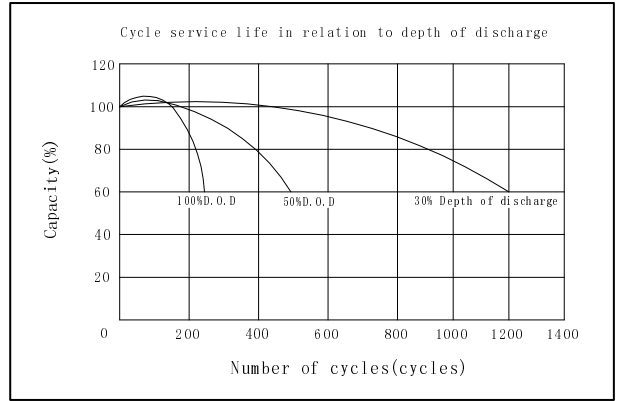
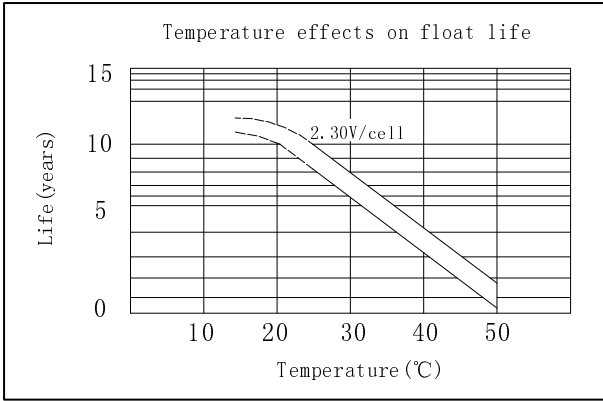
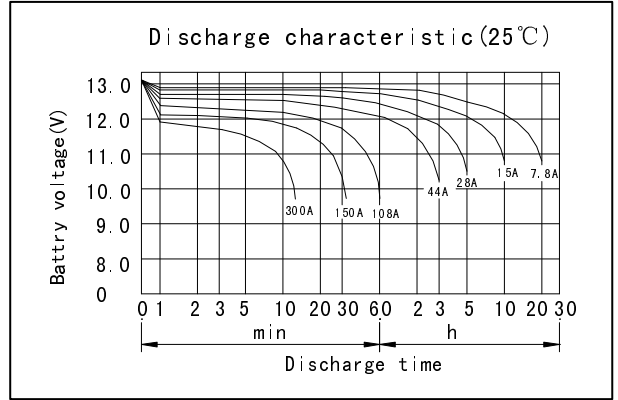
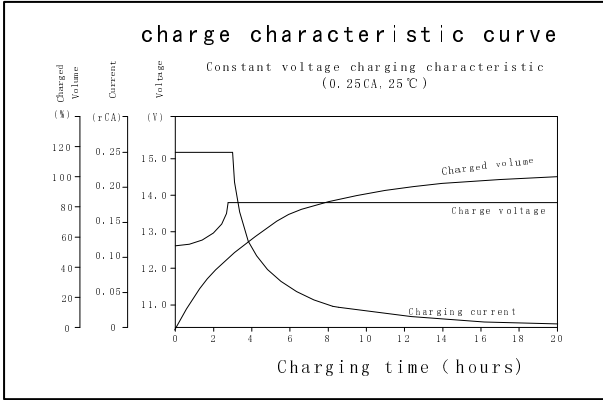
Discharge Constant Current (Amperes at 77° F25 °C)

End Point Volts/Cell	10min	15min	30min	45min	1h	3h	5h	10h	20h
1.60V	375	268	175	134	108	45.6	28.5	15.4	8.00
1.65V	360	260	170	131	106	45.0	28.4	15.4	8.00
1.70V	342	250	164	126	103	44.0	28.2	15.3	7.95
1.75V	322	238	158	121	100	43.0	28.0	15.2	7.90
1.80V	299	223	150	115	96.0	41.7	27.7	15.0	7.80

Discharge Constant Power (watts at 77° F 25 °C)

End Point Volts/Cell	5min	10min	15min	30min	45min	1h	2h	3h	5h
1.60V		560	453	305	238	186	119	86.7	56.4
1.65V		540	440	295	230	181	116	86.2	56.0
1.70V		516	425	284	222	176	112	85.5	55.4
1.75V		490	407	272	212	171	108	84.8	54.7
1.80V		460	382	256	198	165	103	83.5	53.9

(Note)The above characteristics data are average values obtained Within three charge/discharge cycles not the minimum values.



GREAT POWER BATTERY TECHNOLOGY CO.,LTD

Address: Longguan 1st Road, LongHua Town, BaoAn District, Shenzhen, China.

TEL: 86-755-2900 8403 Fax: 86-755-3386 3366

Email: info@greatpowerbattery.com Http:// www.greatpowerbattery.com