

The rechargeable batteries are lead-lead dioxide systems. The dilute sulfuric acid electrolyte is absorbed by separators and plates and thus immobilized. Should the battery be accidentally overcharged producing hydrogen and oxygen, special oneway valves allow the gases to escape thus avoiding excessive pressure build-up. Otherwise, the battery is completely sealed and is, therefore, maintenance-free, leak proof and usable in any position.



Battery Construction

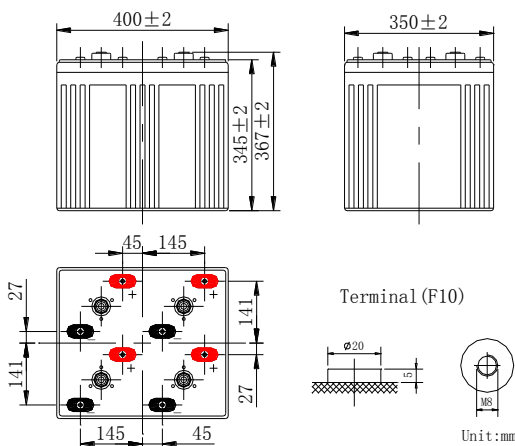
Component	Positive plate	Negative plate	Container	Cover	Safety valve	Terminal	Separator	Electrolyte
Raw material	Lead dioxide	Lead	ABS	ABS	Rubber	Copper	Fiberglass	Sulfuric acid

General Feature

- Absorbent Glass Mat(AGM) technology for efficient gas recombination of up to 99% and freedom from electrolyte maintenance or water adding.
- Not restricted for air transport-complies with IATA/ICAO Special Provision A67.
- UL-recognized component.
- Can be mounted in any orientation.
- Computer designed lead, calcium tin alloy grid for high power density.
- Long service life, float or cyclic applications.
- Maintenance-free operation.
- Low self discharge.

SPECIFICATION

Nominal voltage 2V
 Number of cell 1
 Length(mm/inch) 400/15.75
 Width(mm/inch) 350/13.8
 Height(mm/inch) 345/13.6
 Total Height(mm/inch) 382/15.04
 Approx. Weight (kg/lbs) 98/216



Total height with removable cover:382

Performance Characteristics

Capacity 77 F(25°C)	10 hour rate (150A、1.8V)	1500Ah
	5 hour rate (268A、1.75V)	1340Ah
	3 hour rate (378A、1.70V)	1134Ah
	1 hour rate (920A、2.160V)	920Ah
Internal Resistance	Full charged Battery 77 F(25°C)	0.11mΩ
	Capacity affected by Temperature (10 hour rate)	104° F(40°C) 102% 77° F(25°C) 100% 32° F(10°C) 85% 5° F(-15°C) 65%
Self-Discharge 68 F(20°C)	3% of Capacity declined per month	
Short Circuit Current: 11950A		
Max. discharge current 77 F(25°C): 3000A(5S)		
Charge (Constant Voltage)	Float: 2.25~2.30 V/77° F(25°C)	
	Cycle: 2.35~2.45 V/77 F(25°C) Max. Current: 300A	

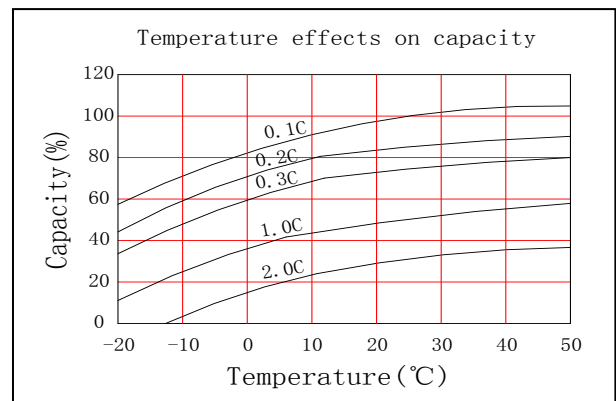
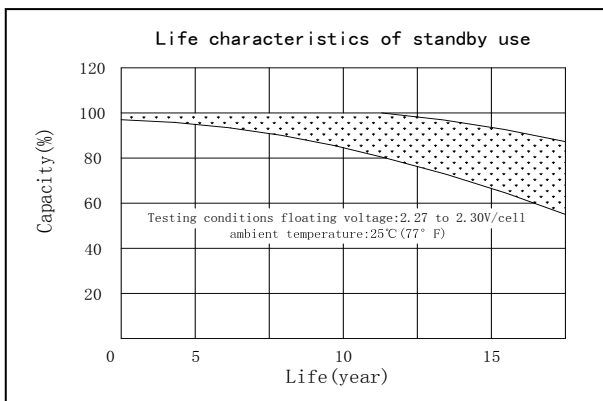
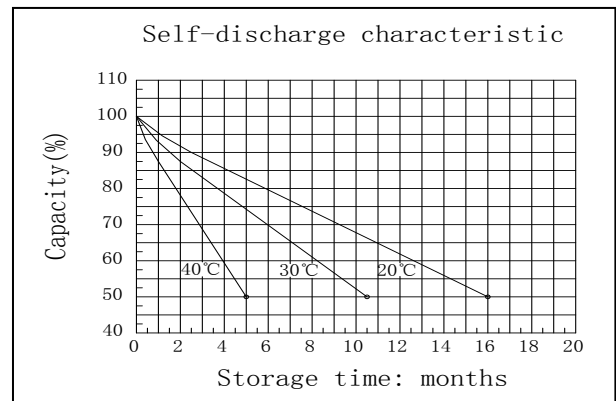
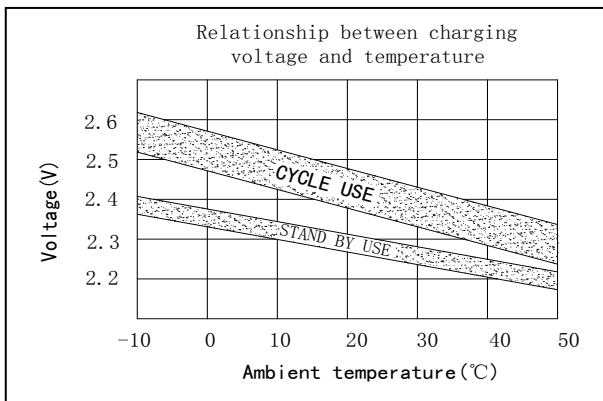
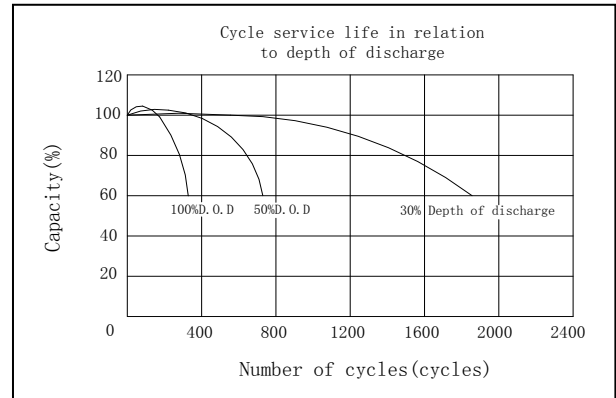
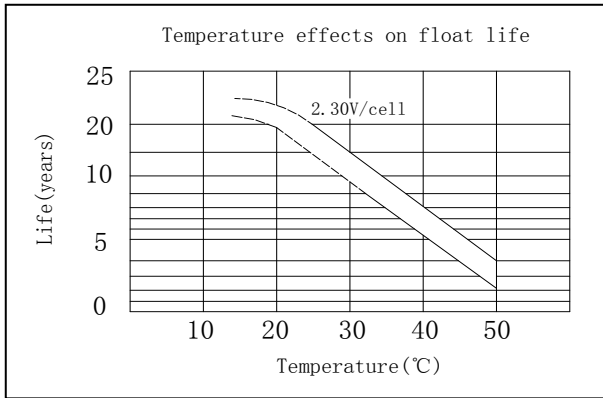
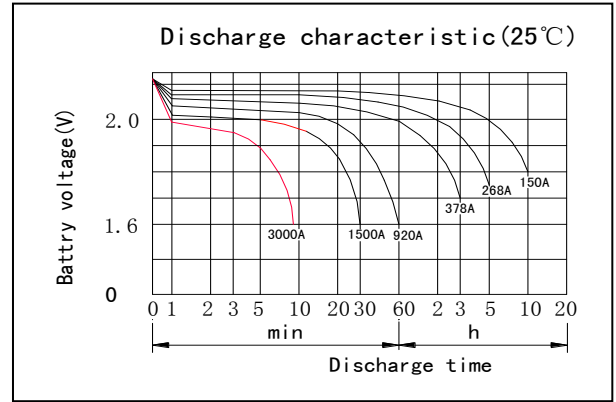
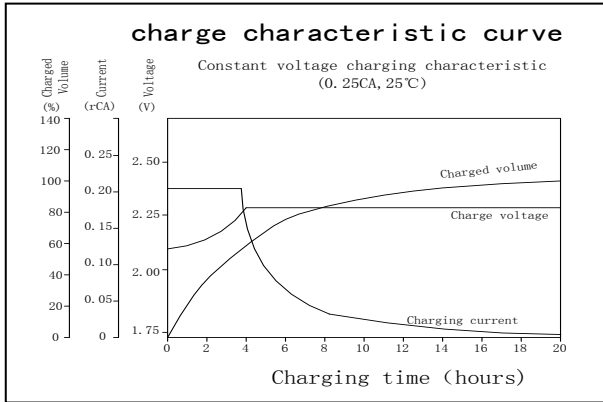
Discharge Constant Current (Amperes at 77° F25)

End Point Volts/Cell	5min	10min	15min	30min	1h	3h	5h	10h
1.60V								
1.65V								
1.70V								
1.75V								
1.80V								

Discharge Constant Power (watts at 77° F25)

End Point Volts/Cell	5min	10min	15min	30min	45min	1h	2h	3h	5h
1.60V									
1.65V									
1.70V									
1.75V									
1.80V									

(Note)The above characteristics data are average values obtained Within three charge/discharge cycles not the minimum values.



GREAT POWER BATTERY TECHNOLOGY CO.,LTD
 Address: Longguan 1st Road, LongHua Town, BaoAn District, Shenzhen, China.
 TEL: 86-755-2900 8403 Fax: 86-755-3386 3366
 Email: info@greatpowerbattery.com Http:// www.greatpowerbattery.com